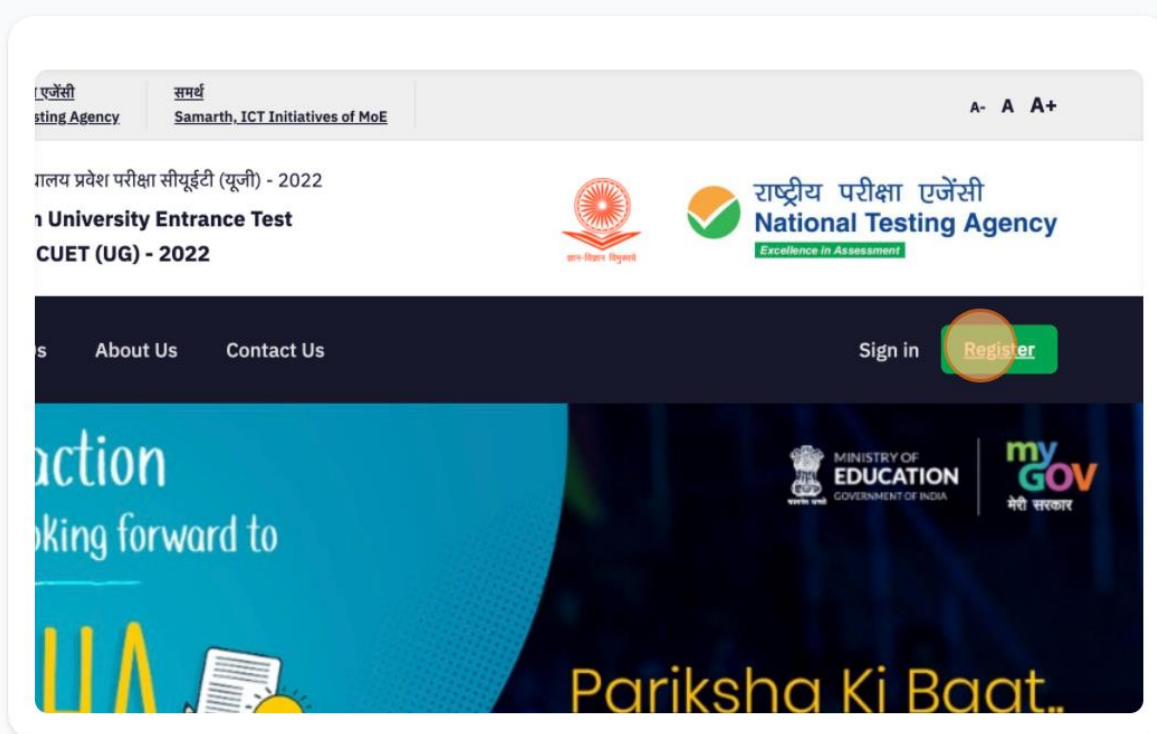


## Steps to be followed for the New Registration

### Step 1: “New Registration”

Click on the “**Register**” button for the fresh registration for the CUET (UG) -2022 exam.

CUET (UG) 2022 portal: <https://cuet.samarth.ac.in>



### Step 2: Instructions and Procedure for online submission of Application Form

- Applicant should read the **Information Bulletin** carefully before applying for the CUET (UG) 2022 exam.

Instructions and Procedure for online submission of Application Form

Download Information Bulletin

- Candidates must read carefully the Instructions (including how to fill up the Application Form online) given in the Information Bulletin available on the NTA Website. Candidates not complying with the instructions shall be summarily disqualified.
- Candidates can apply for CUET (UG) - 2022 through the "Online" mode only. The Application Form in any other mode will not be accepted.
- Submission of Application Form should be made by the candidate online through the NTA website: <https://cuet.samarth.ac.in/>

4. Instructions for filling Online Application Form:

- Download Information Bulletin and Replica of Application Form. Read these carefully to ensure your eligibility.
- Follow the steps given below to Apply Online:

Step 1: Registration Form:

Register for the Online Application Form and note down the system-generated Application Number. The candidate should provide the required details while filling the Online Application Form and is also required to create PASSWORD and choose Security Question and enter his/her Answer. After successful submission of the personal details, an Application Number will be generated and it will be used to complete the remaining Steps of the Application Form and will also be required for all future reference/correspondence. For subsequent logins, the candidate will be able to login directly with the respective system-generated Application Number and created Password.

Step 2: Application Form:

The Candidates can log in with the system-generated Application Number and pre-created Password for completing the Application Form including filling up personal details, providing the details of educational qualification, university/ programme selection, test paper details, choosing the Examination Cities, and uploading the images and documents (if any).

Upload Scanned Images of Candidate's Photograph, Signature, Class X/ Equivalent Certificate and Category Certificate (if applicable), and PwBD Certificate (wherever applicable):

- The recent photograph should be either in colour or black & white with 80% face (without mask) visible including ears against a white background.
- Scanned photograph and signature should be in JPS/JPEG format (clearly legible).
- The size of the scanned photograph should be between 10 kb to 200 kb (clearly legible).
- The size of the scanned signature should be between 4 kb to 30 kb (clearly legible).
- The size of the scanned copy of the Category certificate (SC/ST/OBC/EWS etc.) should be in pdf between 50kb to 300kb (clearly legible).
- The size of the scanned copy of the Class X/ Equivalent Certificate should be in pdf between 50kb to 300kb (clearly legible).
- The size of the scanned copy of the PwBD certificate should be in pdf between 50 kb to 300 kb (clearly legible).

[Note: The Candidate must upload only his/her own photograph, signature, and certificate(s) as mentioned above (and not of anybody else) in a correct/proper manner. In case, it is found at any time in the future that the Candidate has used/uploaded the photograph, signature, and certificate(s) of someone else in his/her Application Form/Admit Card, or he/she has tampered his/her Admit Card/Result/Scorecard, these acts of the candidate shall be treated as Unfair Means (UFM) Practices and he/she shall be proceeded with the actions as contemplated under the provisions of the Information Bulletin relating to Unfair Means Practices.

Please check your photograph and signature before submission of the Application Form. In case the photograph or signature is blurred or not visible to identify the identity of the candidate then, the application will be rejected.

Step 3: Fee Payment:

| Fee Payable by candidates (CUET (UG) - 2022) In INR/₹ |                        |                                |                  |                       |                         |
|---|------------------------|--------------------------------|------------------|-----------------------|-------------------------|
| Slot: Timing of Examination                           | No. of Tests/ Subjects | UG/UG and Part time Programmes |                  |                       |                         |
|   |                        | Centres in India               |                  | Centres Outside India |                         |
|   |                        | General (Unreserved)           | DBC (NCL*) EWS** |                       | SC/ST/PwBD/Third gender |
| Slot-1: 09.00 a.m. to 12.15 p.m.                      | Upto 4                 | ₹ 650/-                        | ₹ 600/-          | ₹ 550/-               | ₹ 3000/-                |
| Slot-2: 03.00 p.m. to 06.45 p.m.                      | Upto 5                 | ₹ 650/-                        | ₹ 600/-          | ₹ 550/-               | ₹ 3000/-                |

- \* NCL: Non-Creamy Layer
- \*\* EWS: Economically Weaker Section

**Processing charges and Goods & Service Taxes (GST) are to be paid by the candidate, as applicable.**

After completing Step 1 and Step 2, the candidates must pay the requisite examination fee. The fee can be submitted only online through Net Banking, Credit Card, Debit Card, UPI, or Paytm Services. Processing charges and GST as applicable are chargeable to the candidate (in addition to the examination fee) by the concerned Bank/Payment Gateway Integrator.

The Confirmation Page of the online Application Form will be generated only after successful payment by the Candidate. In case the Confirmation Page is not generated after payment of fee, then the candidate may have to approach the concerned Bank/Payment Gateway (in the helpline number and e-mail given in the Information Bulletin) for ensuring the successful payment or for obtaining the refund of duplicate/multiple payments).

5. Candidates shall ensure that the information entered by them in their respective online Application Form is correct.

**6. All candidates must ensure that they have provided the correct e-mail address and mobile number.**

7. Information provided by the candidates in their respective online Application Forms, like the Name of the Candidate, Contact Details, Address Details, Category, Gender, Po/DC Status, Educational Qualification Details, Date of Birth, Choice of Exam cities, etc. will be treated as final. **Any request for change in such particulars will not be considered by NTA under any circumstances.**

8. NTA does not edit/modify/alter any information entered by the candidates after completion of the application process under any circumstances. Any request for change in information thereafter will not be entertained. Therefore, candidates are advised to exercise utmost caution before filling up the correct details in the Application Form.

9. NTA disclaims any liability that may arise to a candidate(s) due to incorrect information provided by him/her in his/her online Application Form.

10. Candidates must ensure that their email address and mobile number to be registered in their online Application Form are their own, as relevant/important information/communication will be sent by NTA through e-mail on the registered E-mail Address and through SMS on the registered mobile number only. NTA shall not be responsible for any non-communication/miscommunication with a candidate in the E-mail Address or Mobile Number given by him/her other than his/her own.

11. Candidates are advised to visit the NTA Website ([www.nta.ac.in](http://www.nta.ac.in)) and check their E-mails regularly for the latest updates.

12. Candidates shall appear at their own cost at the Examination Centre on the Date, Shift, and Time indicated on their Admit Cards issued by the NTA in due course through its Website.

### 1.3. Important Instruction about PASSWORD

- i. During online form filling, the candidate will be required to choose PASSWORD and Security Question and its Answer. The candidate is advised to record/remember their password for all future logins.
- ii. For subsequent logins, the candidate will be able to login directly with their respective system-generated Application Number and the chosen Password.
- iii. The candidate is advised not to disclose or share their password with anybody. Neither NTA nor SAMARTH will be responsible for the violation or misuse of the password of a candidate.
- iv. Candidates can change his/her passwords after login if desired.
- v. Candidates should remember to log out at the end of their session so that the particulars of the candidate cannot be tampered with or modified by unauthorized persons.

The Password must be as per the following Password policy.

- i. Password must be **8 to 13 characters long**.
- ii. Password must have at least **one Upper case** alphabet.
- iii. Password must have at least **one Lower case** alphabet.
- iv. Password must have at least **one numeric value**.
- v. Password must have at least **one special character** eg, !@#%\*^&\*.-.

**How to reset your Password:** The following options are available to reset Password

- i. Using Security Question and its Answer you have chosen during Form filling.
- ii. Using a verification code sent via text message (SMS) to your Registered Mobile No.
- iii. Using a reset link sent via Email to your Registered Email address.

I have read and understood the contents of the Information Bulletin and Examination Scheme of CUET (UG) - 2022 hosted on the NTA website.

[Click here to Proceed](#)

Ⓔ Disclaimer:

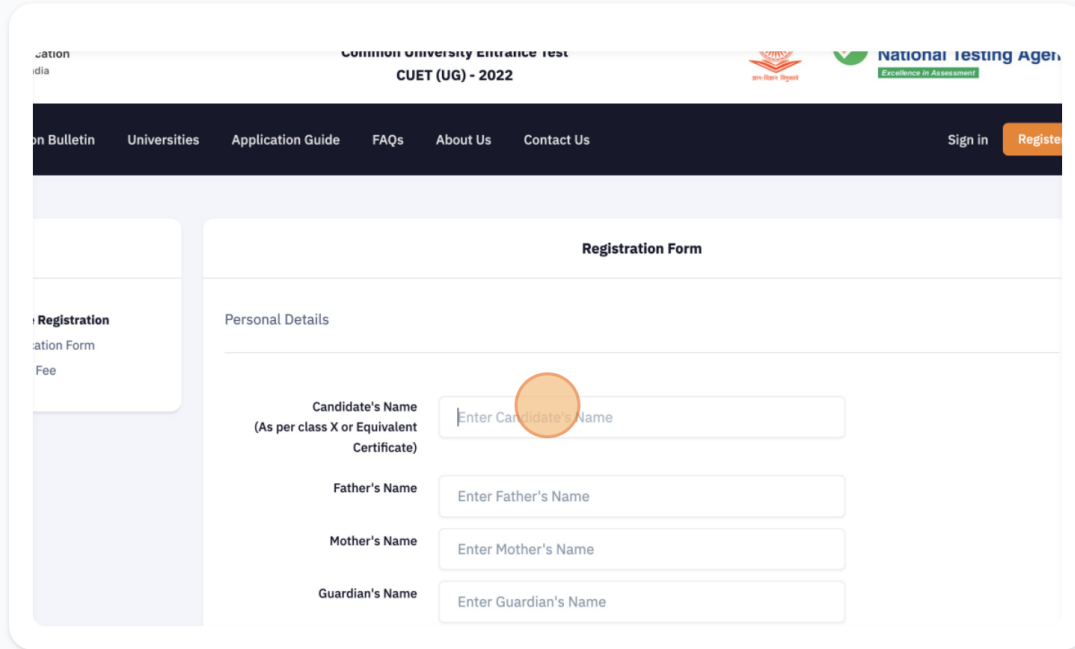
This site is designed and hosted by Samarth and the contents are provided by NTA. For any further information, please contact to NTA. (version 1.0)

Samarth eGov

### Step 3: Registration form

#### 3.1 Personal Details

Applicant have to fill in their personal information and other details.

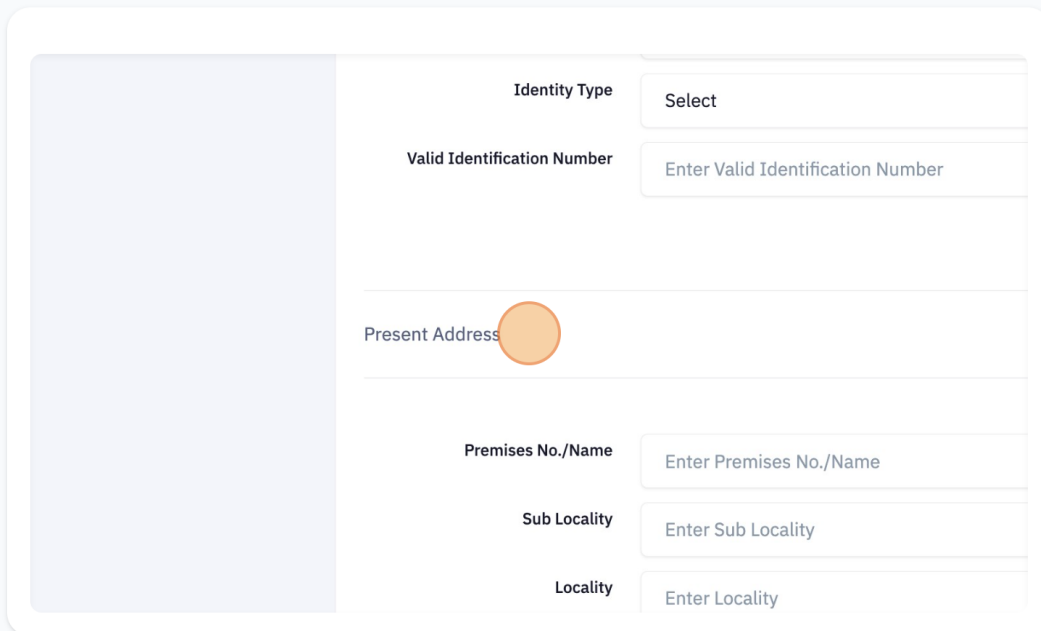


The screenshot shows the registration form for CUET (UG) - 2022. The header includes the text 'Common University Entrance Test CUET (UG) - 2022' and logos for 'National Testing Agency' and 'Ministry of Education'. A navigation bar contains links for 'Home', 'Universities', 'Application Guide', 'FAQs', 'About Us', and 'Contact Us', along with 'Sign in' and 'Register' buttons. The main content area is titled 'Registration Form' and contains a 'Personal Details' section with the following fields:

- Candidate's Name (As per class X or Equivalent Certificate): Enter Candidate's Name
- Father's Name: Enter Father's Name
- Mother's Name: Enter Mother's Name
- Guardian's Name: Enter Guardian's Name

#### 3.2 Present Address

Applicant have to fill in the present address details.



The screenshot shows the 'Present Address' section of the registration form. It includes the following fields:

- Identity Type: Select
- Valid Identification Number: Enter Valid Identification Number
- Present Address: [Redacted]
- Premises No./Name: Enter Premises No./Name
- Sub Locality: Enter Sub Locality
- Locality: Enter Locality

### 3.3 Choose Password

Applicant have to choose the password.

The screenshot shows a registration form with the following fields and elements:

- A text input field containing "120222" with a green checkmark on the right.
- A section titled "Choose Password" with a red error message: "Password must be of 8-13 characters, must have one special character, one upper case character, one lower case character one numeric value. e.g Test".
- A "Password (Minimum 8 characters)" field with a blue background and a green border, containing masked characters "\*\*\*\*\*".
- A "Confirm Password" field with a white background and a green border, containing the text "Confirm Password".
- A "Security Question" field with a white background and a green border, containing the text "Select".
- A "Security Answer" field with a white background and a green border, containing the text "Enter Security Answer".
- A "Security Pin" field at the bottom, partially visible.

### 3.4 Security Pin

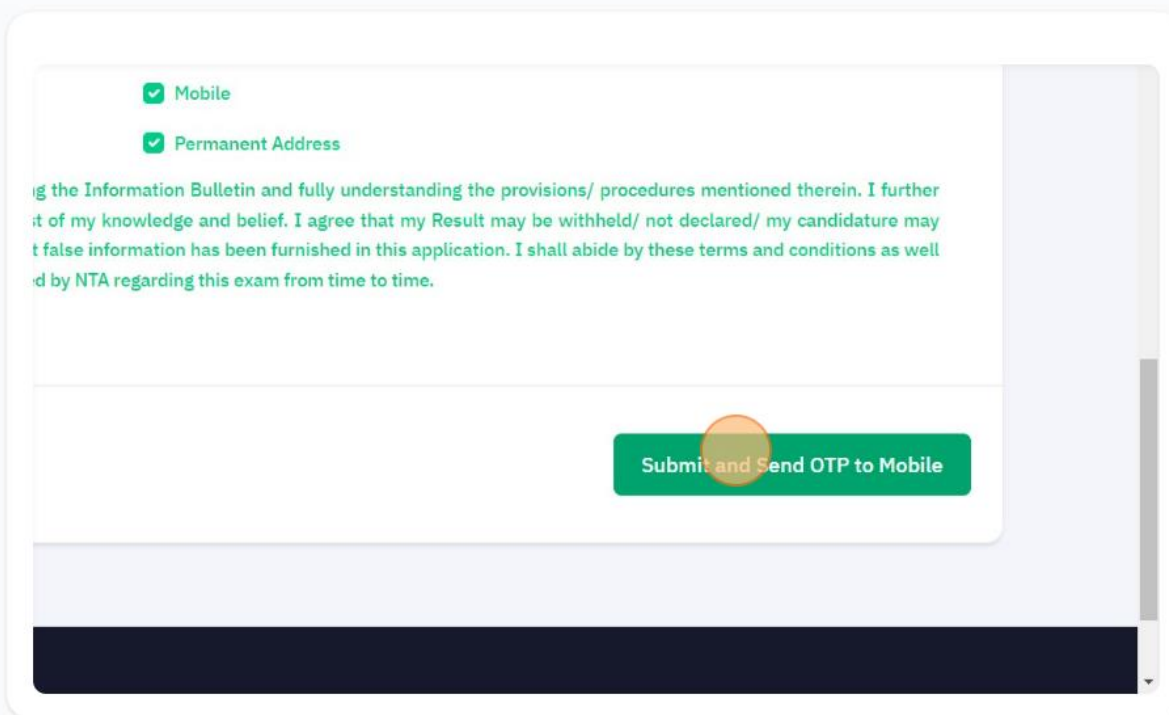
Applicant have to fill in the security pin and submit the required details for registration.

The screenshot shows a registration form with the following elements:

- The logo "zuyooq" in blue.
- The text "Type the text" above a text input field.
- A text input field containing "zuyooq" with a green checkmark on the right.
- The text "Click on the text to change" below the input field.
- A green "Submit" button at the bottom center.

#### Step 4: Preview of the personal details

Applicant can preview and verify the personal details and can click on **“submit and send OTP to mobile”** button to proceed further.



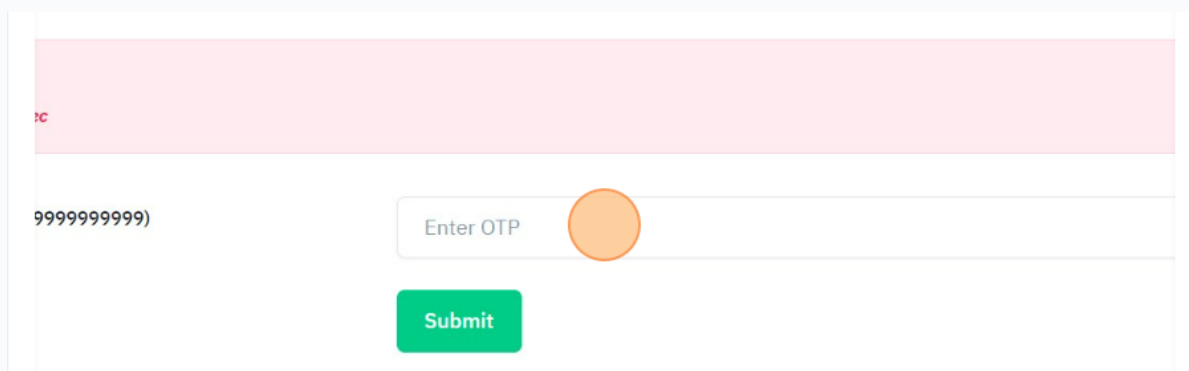
The screenshot shows a preview of the application details. At the top, there are two checked items: "Mobile" and "Permanent Address". Below these, there is a consent statement in green text: "I have read the Information Bulletin and fully understanding the provisions/ procedures mentioned therein. I further confirm that the information furnished in this application is true and correct to the best of my knowledge and belief. I agree that my Result may be withheld/ not declared/ my candidature may be cancelled if false information has been furnished in this application. I shall abide by these terms and conditions as well as the rules and regulations of NTA regarding this exam from time to time." At the bottom right of the preview area, there is a green button labeled "Submit and Send OTP to Mobile".

- Applicant can also edit the details (if required) by clicking on the **“Edit Registration Details”** button.

#### Step 5: Verification of OTP

Each Applicant has to complete the OTP verification process.

- OTP will be received on the registered mobile number/Email id of the Applicant.



The screenshot shows the OTP verification page. At the top, there is a pink header bar. Below it, there is a text input field with the placeholder text "Enter OTP". To the left of the input field, there is a partially visible phone number "9999999999)". Below the input field, there is a green button labeled "Submit".

- Applicant will receive an Application form number after the successful verification of the OTP on their registered mobile number/Email id.
- Applicant are advised to note the application form number for the future reference.

## Step 6: Login

After successful OTP verification, Applicant can login by using the application form number and password.

The screenshot displays the login interface for CUET (UG) - 2022. At the top, the header includes the text 'CUET (UG) - 2022' and the motto 'quality higher education for all'. A navigation menu contains 'Application Bulletin', 'Universities', 'Application Guide', 'FAQs', and 'Contact Us', with 'Sign in' and 'Register' buttons on the right. The main content area is divided into a sidebar and a central form. The sidebar has 'Apply online' with links for 'Online Registration', 'Application Form', and 'Registration Fee', and 'Registration?' with a 'Register for new registration' button. The central form features a blue button labeled 'Only Registered Candidates Sign In', followed by input fields for 'Application Number', 'Password', and 'Enter Security Pin' (with a link to change it). A large orange 'Login' button is positioned below these fields, and a link for 'Forgot Password? or Application No?' is at the bottom.

- Applicant who has already signed in, can continue the application form process by clicking on the “**Continue Application form**” button.

## 6.1 Check Form Status

## 6.2 Quick Links for Account Actions

The screenshot displays a user dashboard for CUET (UG) - 2022 applicants. On the left, there are two main sections. The top section, titled 'Quick Links', contains a list of actions: 'Apply for Online Registration' (checked), 'Fill Online Application Form' (checked), and 'Pay Examination Fee' (unchecked). Below this is another 'Quick Links' section with 'Mobile Number (Verified)' (unchecked), 'Email ID (Verified)' (checked), and a link to 'My Payments'. On the right, a purple banner greets the user: 'Welcome, CUET (UG) - 2022 Applicant!'. Below the banner, it states: 'You can apply and track your CUET (UG) - 2022 application here.' and 'Your application number is [input field] and your application status is [input field]'. A blue button labeled 'Continue Application Form' is positioned at the bottom center of the dashboard.

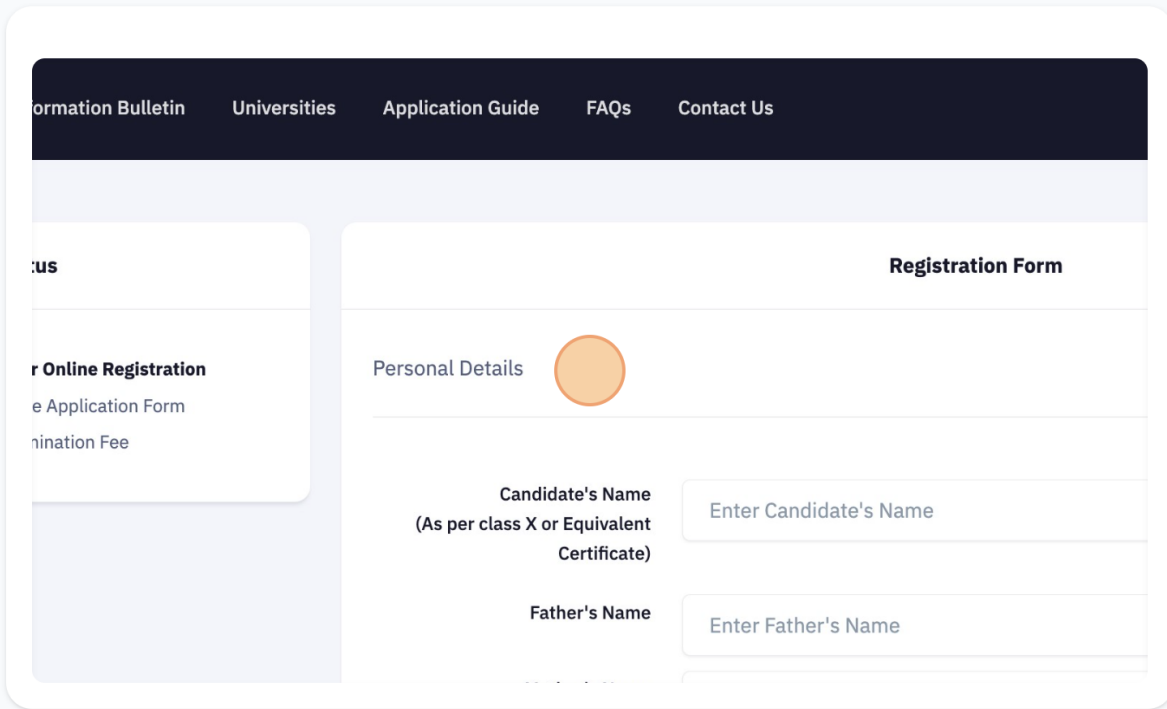
## 6.3 Continue with Application Form

This screenshot shows a close-up of the 'Continue Application Form' button. The button is orange with white text and is highlighted by a large orange circle. It is located at the bottom center of the dashboard area. The background shows the same dashboard as in the previous screenshot, with the 'Continue Application Form' button clearly visible.

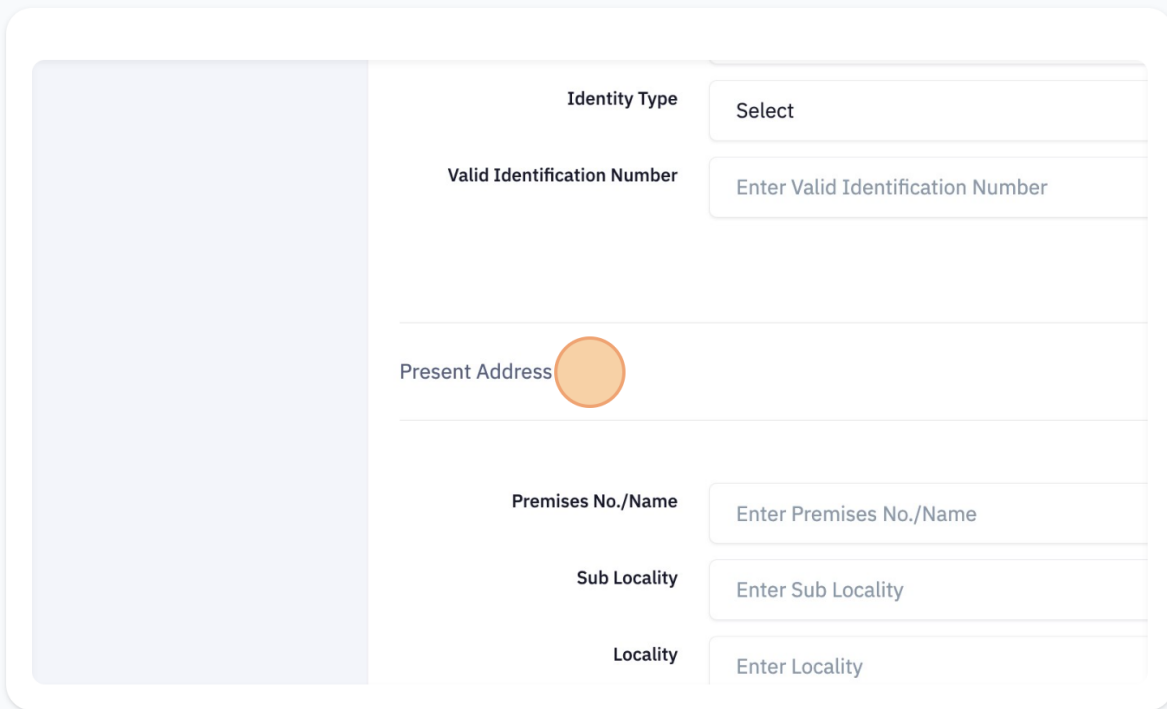


## Step 7: Complete the application form

Applicant have to fill in the other personal details and click save to complete the form.



The screenshot shows a web application interface. At the top, there is a dark navigation bar with links: Information Bulletin, Universities, Application Guide, FAQs, and Contact Us. Below this, the page is divided into a left sidebar and a main content area. The sidebar contains a menu with items like 'us', 'Online Registration', 'Application Form', and 'Registration Fee'. The main content area is titled 'Registration Form' and features a section for 'Personal Details' with an orange circular icon. Below this icon are two input fields: 'Candidate's Name (As per class X or Equivalent Certificate)' with a placeholder 'Enter Candidate's Name', and 'Father's Name' with a placeholder 'Enter Father's Name'.



The screenshot shows the 'Present Address' section of the registration form. It includes an orange circular icon and several input fields: 'Identity Type' with a 'Select' dropdown, 'Valid Identification Number' with a placeholder 'Enter Valid Identification Number', 'Premises No./Name' with a placeholder 'Enter Premises No./Name', 'Sub Locality' with a placeholder 'Enter Sub Locality', and 'Locality' with a placeholder 'Enter Locality'.

Communication Number

Alternate Contact Number

Permanent Address  Click if Same As Present Address

Premises No./Name

Sub Locality

Locality

Country

Pincode

Other Quota & Category

Do you belong to Below Poverty Line ?

Are you Kashmiri Migrant ?

Ward of Defence Personnel / Ex-Servicemen

Claim for NCC Quota

Claim for Sports Quota

Are you a ward of University Employee?

A screenshot of a web form with five input fields, each containing the text "No". The fields are labeled as follows:

- Is Migrant ?
- Servicesmen
- NCC Quota
- Sports Quota
- Employee?

Below the input fields is a large orange button with the text "Save".

- Applicant also can go back to the previous section by clicking on **“Back”** button.

A screenshot of a web form showing personal details. The form has two rows of data:

|                    |    |                                |
|--------------------|----|--------------------------------|
| Mother Employee ID | -- | Name of the Department/College |
| Mother Designation | -- | Mother Employment              |

Below the data table are two buttons: "Back to Dashboard" (with a blue underline) and "Update Personal Form".

At the bottom of the form, there is a dark blue footer with the following text:

© Disclaimer:  
This site is designed and hosted by Samarth eGov and the contents are provided by NTA. For any further information

- Applicant can preview/update the personal details by clicking the **“Update Personal Form”** or may click **“Proceed to Next Section”** to go to next section.

|    |   |    |
|----|---|----|
| -- | Name of the Department/Affiliated College | -- |
| -- | Mother Employment Status                  | -- |

[Update Personal Form](#)

by Samarth eGov and the contents are provided by NTA. For any further information, please

|   |    |
|---|----|
| Name of the Department/Affiliated College | -- |
| Mother Employment Status                  | -- |

[Update Personal Form](#) [Proceed to Next Section](#)

by NTA. For any further information, please **Samarth eGov**

## Step 8: Application Form: Educational Details

### Application Form : Educational Details

Class Xth or Equivalent Educational Details

|                        |                          |
|------------------------|--------------------------|
| Result Status          | Passed                   |
| Passing Year           | 2018                     |
| Qualifying Exam        | 10th or Equivalent       |
| Place of Schooling     | Urban                    |
| Type of School/College | Government Aided Private |

|                                 |                                      |
|---------------------------------|--------------------------------------|
| Qualifying Examination District | NEW DELHI                            |
| Board Name                      | CENTRAL BOARD OF SECONDARY EDUCATION |
| School/College Name Address     | JSRD School                          |
| School/College Pincode          | 110078                               |
| Roll Number                     | 763872                               |
| Result Mode                     | Grade                                |
| Maximum Grade Point             | 10.00                                |
| CGPA Obtained                   | 8.00                                 |
| CGPA Equivalent Percentage      |                                      |

Class XIIth or Equivalent Educational Details

|                                |                          |
|--------------------------------|--------------------------|
| Result Status                  | Passed                   |
| Passing Year                   | 2020                     |
| Qualifying Exam                | 12th or Equivalent       |
| Place of Schooling             | Urban                    |
| Type of School/College         | Government Aided Private |
| Qualifying Examination Country | India                    |
| Qualifying Examination State   |                          |

|               |      |
|---------------|------|
| Percentage    | --   |
| CGPA Obtained | 9.00 |

Update Educational Form

Proceed to Next Section

d by NTA. For any further information, please

Samarth eGov

Applicant have to fill the Matriculation/10th and Intermediate/12th academic qualifications and click on the **“save”** button to continue.

PA Obtained 9.00

Percentage 90.00

Save

by Samarth eGov and the contents are provided by NTA. For any further information, please

- Applicant can modify the educational qualification by clicking on the **“update educational form”** button.

| Grade | Percentage         |
|-------|--------------------|
| --    | --                 |
| 10.00 | CGPA Obtained 9.00 |
| 90.00 |                    |

Update Educational Form

by Samarth eGov and the contents are provided by NTA. For any further information, please

| Grade | Percentage    |
|-------|---------------|
| --    | Percentage    |
| 10.00 | CGPA Obtained |
| 90.00 | 9.00          |

[Update Educational Form](#)

by Samarth eGov and the contents are provided by NTA. For any further information, please

### Step 9: Application Form: University / Programme selection section

Applicant have to select the **University name & programme** offered by the selected University.

- Applicant can also deselect the selection by clicking on the Remove button present against each University and Programme selected.

Click on the ***University/Programme Selection Preview*** to move to the next section.



- The applicants shall ensure that they have read and understood the eligibility criteria, qualification/ other conditions, and understand the minimum requirements of the respective university for CUET – 2022 examination.
- NTA or the respective university will not be under any circumstances will hold responsible for the selection of the subjects, opted program, or eligibility criteria.
- The applicant shall ensure to select the language, domain-specific subjects and general test in the next section of the application form as per the instructions.

Select University Name

--Select--

Select Programme Name

--Select--

| UNIVERSITY NAME  | PROGRAMME NAME          |
|--|-------------------------|
| Central University of Himachal Pradesh<br><a href="#">Read more about university</a> | B.Sc. Physics (Honours) |

Applicants shall ensure that they have read and understood the eligibility criteria, qualification/ other conditions, and understand the minimum requirements of the respective university for CUET – 2022 examination. NTA or the respective university will not be under any circumstances will hold responsible for the selection of the subjects, opted program, or eligibility criteria. The applicant shall ensure to select the language, domain-specific subjects and general test in the next section of the application form as per the instructions.

University Name

Central University of Himachal Pradesh



Select Programme Name

--Select--

Add

| UNIVERSITY NAME  | PROGRAMME NAME          |
|--|-------------------------|
| Central University of Himachal Pradesh<br><a href="#">Read more about university</a> | B.Sc. Physics (Honours) |

| UNIVERSITY NAME | PROGRAMME NAME             | ACTION                 |
|-----------------|----------------------------|------------------------|
|                 | B.Tech in Dairy Technology | <a href="#">Remove</a> |
|                 | B.Sc. Physics (Honours)    | <a href="#">Remove</a> |

[University / Programme Selection Preview](#)

- Applicant can update the programme form by clicking on the *update programme form* button.

| UNIVERSITY NAME                         | PROGRAMME NAME                           |
|---|--|
| University of Kashmir<br>out university | Integrated B.Sc-M.Sc Zoology             |
| University of Jammu<br>out university   | Integrated B.Sc (Hons) - M.Sc in Zoology |

[Update Programme Form](#)

|  |
|--|
| Integrated B.Sc-M.Sc Zoology             |
| Integrated B.Sc (Hons) - M.Sc in Zoology |

Update Programme Form

Proceed to Next Section

Samarth eGov

### Step 10: Test Paper/Subject(s) selection

Applicant have to select the test paper/subject for the First & Second slot of the examination.

- Applicant must read the information bulletin of the respective University before test paper/subject selection.

**elect Test Paper / Subject(s) Selection for First Slot**

Language from Section IA

Select

Domain-Specific Subject 1

Select

Domain-Specific Subject 2

Select

Do you want to apply for General Test Section  
III

Select

**Select Test Paper / Subject(s) Selection for First Slot**

Language from Section IA

101 : English

Domain-Specific Subject 1

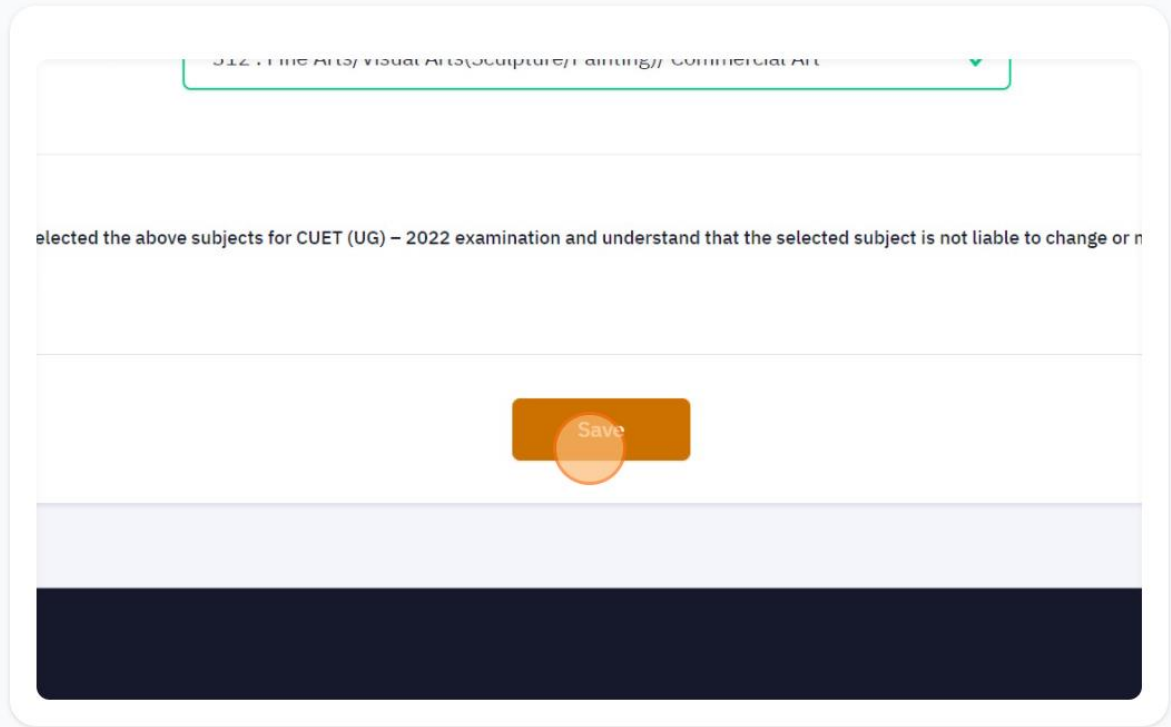
Select

Domain-Specific Subject 2

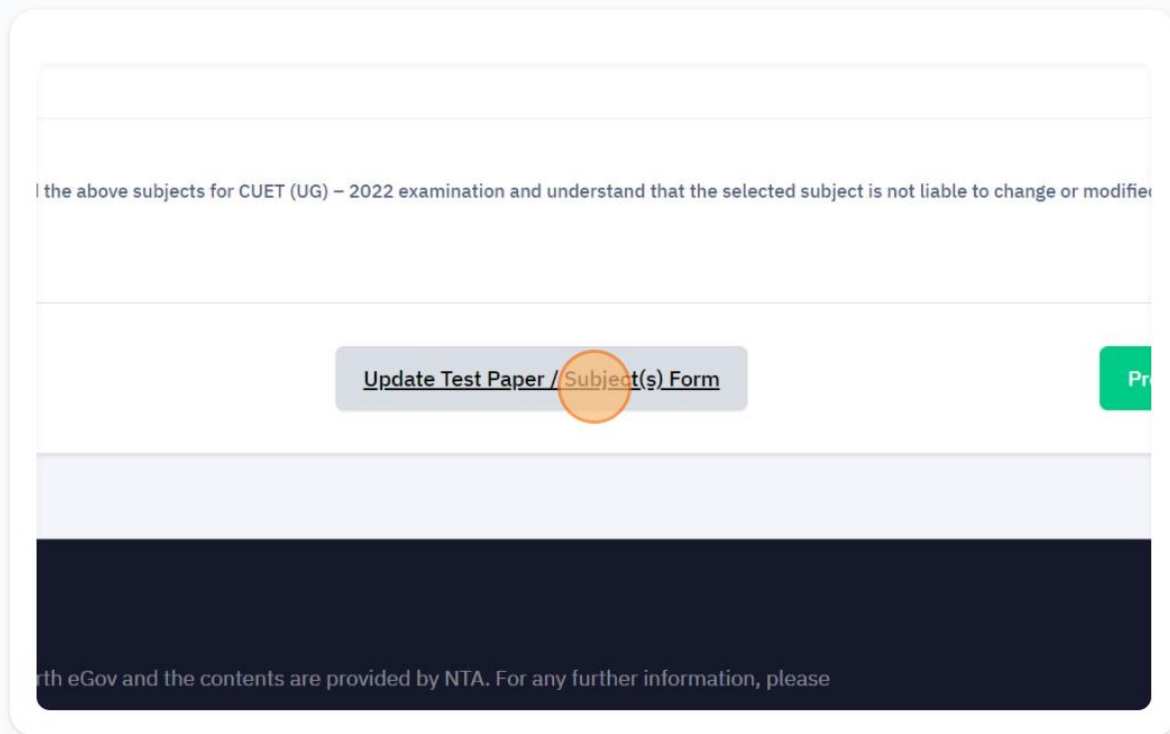
Select

Do you want to apply for General Test Section  
III

Select



- Applicant can update the **test paper/subject selection** (if required) or move to the next section.



The screenshot shows a web form with a white background and a dark blue footer. The form contains a text area with the text "examination and understand that the selected subject is not liable to change or modified in the later stage of the". Below this text area are two buttons: a grey button labeled "Update Test Paper / Subject(s) Form" and a green button labeled "Proceed to Next Section". The green button has a yellow circle highlighting it. In the footer, there is a dark blue bar with the text "d by NTA. For any further information, please" on the left and the "Samarth eGov" logo on the right.

### Step 11: Examination Center Selection

- Applicant can select the four preferences of the **examination center** details on the basis of their preferences.
- Click the **“save”** button to proceed further.

|              |                 |                              |
|--------------|-----------------|------------------------------|
|              | DELHI ✓         | DELHI/NEW DELHI (DL01) ✓     |
| Preference 2 | HARYANA ✓       | FARIDABAD (HR03) ✓           |
| Preference 3 | UTTAR PRADESH ✓ | MEERUT (UP14) ✓              |
| Preference 4 | UTTAR PRADESH ✓ | NOIDA/GREATER NOIDA (UP09) ✓ |

[Save](#)

- Applicant can also update the examination center (if required) or can proceed to the next section

DELHI/NEW DELHI (DL01)

FARIDABAD (HR03)

ESH - MEERUT (UP14)

ESH - NOIDA/GREATER NOIDA (UP09)

[Update Examination Center Form](#) [Proceed to Next Section](#)

by NTA. For any further information, please [Samarth eGov](#)





## Step 12: Upload section

- Applicant have to upload the supporting documents for the details mentioned in the application form to move to the next section.
- The “**delete**” button is provided to delete the wrongly uploaded photo, signature & documents of the applicant.

**Note: Please read the important information regarding the size and type of documents to be uploaded.**

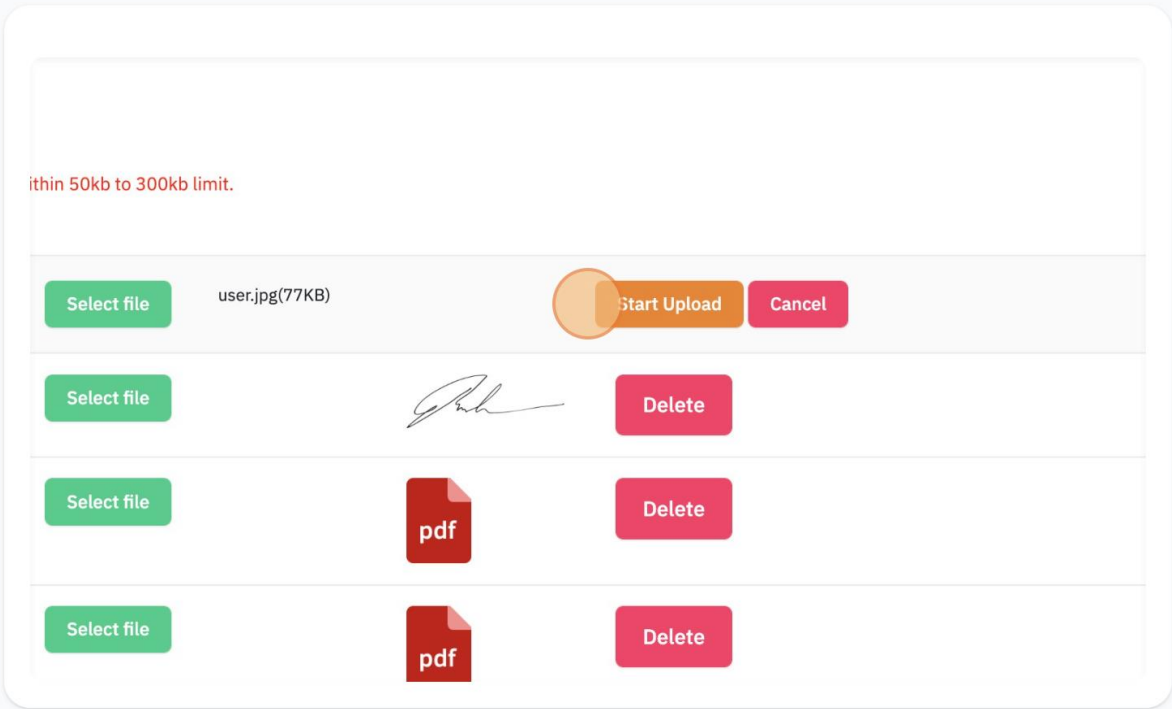
- Select the file to be uploaded

Photo and Signature are required in .jpg or .jpeg image format.  
File size of photo must be within 10kb to 200kb limit.  
File size of signature must be within 4kb to 30kb limit.  
Document/Certificate/Marksheet must be in .pdf format and within 50kb to 300kb limit.

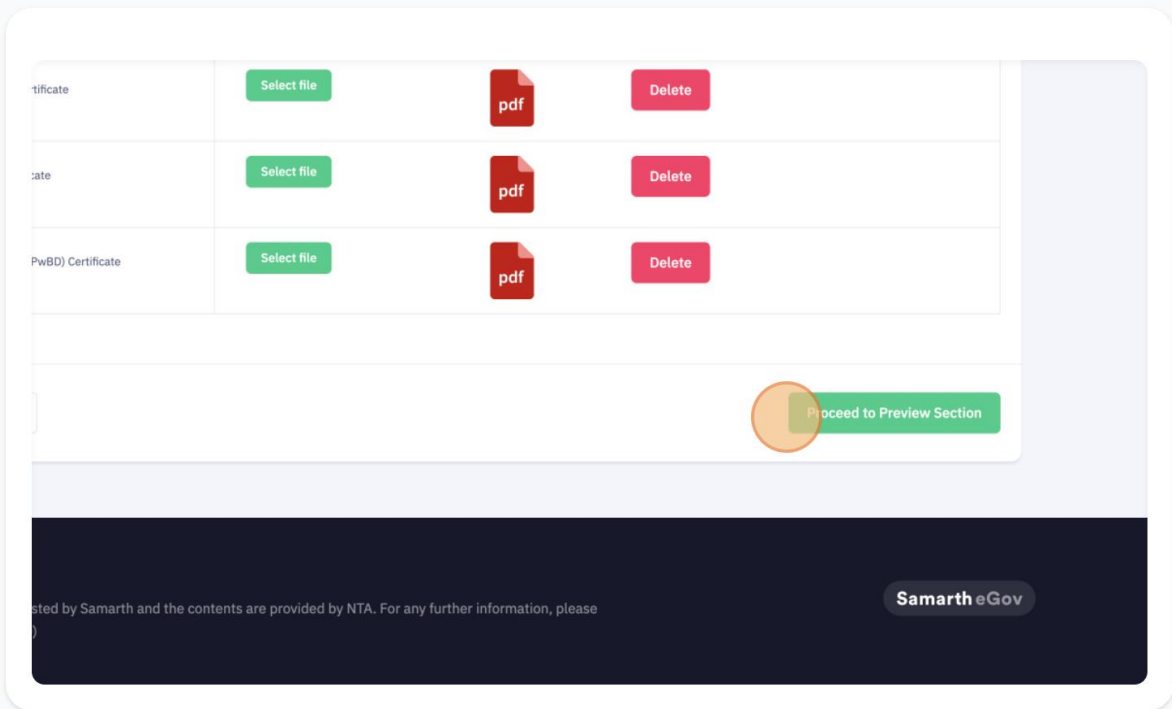
|   |             |  |        |
|---|-------------|--|--------|
| Candidate's Photograph (with 80% face without mask)<br><i>Accepted formats .jpeg .jpg</i> | Select file |  |        |
| Candidate's Signature<br><i>Accepted formats .jpeg .jpg</i>                               | Select file |   | Delete |
| Class X/ Equivalent Certificate<br><i>Accepted formats .pdf</i>                           | Select file |  | Delete |
| Kasmiri Migrant Certificate<br><i>Accepted formats .pdf</i>                               | Select file |  | Delete |
| Person With Disability(PwBD) Certificate<br><i>Accepted formats .pdf</i>                  | Select file |  | Delete |

- Then click on Start upload button to start the uploading





- Once all the files are uploaded click on Proceed to Preview Section



## Step 13: Preview the complete Form

Applicant can view & update the application form before payment of the fee.

**Note: Applicant must check all of the checklist (personal details + Test paper selection + declaration) before the final fee submission**

The screenshot shows the 'Review Page' for the Online Application Form No. xxxxxxxxxxxx. The page header includes the Department of Higher Education, Ministry of Education, Government of India, and the Common University Entrance Test (CUET) (UG) - 2022. It also features logos for the University Grants Commission and the National Testing Agency. The navigation bar includes links for Home, Information Bulletin, Universities, Application Guide, FAQs, and Contact Us, along with the user's application ID (22351000015) and a Logout button. A progress bar at the top indicates the status of various sections: Personal Details (1), Educational Details (2), University / Programme Selection (3), Test Paper Details (4), Examination Center Details (5), Upload Details (6), and Preview (7). The main content area displays the 'Application Status' as 'Not Submitted' and the 'Application Form' section, which includes a list of fields to be reviewed: Candidate Name, Father Name, Mother Name, Date of Birth, Gender, and Category. A warning message states: 'Please ensure correctness of following fields as No Correction will be permitted at later stage.'

Once all the details are verified check all the uploaded documents using the view button in the **Uploaded Scanned Files** section.

|                            |        |              |       |
|----------------------------|--------|--------------|-------|
| Premises No./Name(Address) | ADL1   | Sub Locality | ADL2  |
| Locality                   | LO     | Country      | India |
| State/UT                   | DELHI  | District     | NORTH |
| Pincode                    | 282001 |              |       |

**Upload Scanned Files**

|   |                      |
|---|----------------------|
| Candidate's Photograph (with 80% face without mask)   | <a href="#">View</a> |
| Candidate's Signature                                 | <a href="#">View</a> |
| Class X/ Equivalent Certificate                       | <a href="#">View</a> |
| Kashmiri Migrant Certificate                          | <a href="#">View</a> |
| BPL Certificate                                       | <a href="#">View</a> |
| Ward of Defence Personnel / Ex-Servicemen Certificate | <a href="#">View</a> |
| Person With Disability(PwD) Certificate               | <a href="#">View</a> |

**Fee Details**

|   |       |
|---|-------|
| Opted for Exam Centre(s) outside India  | No    |
| Fee for Slot 1, paper(s) (101 : English, 302 : Agriculture, 303 : Anthropology, General Test Section III) | ₹ 550 |

Now, in the **Particulars Checklist to be Verified** click on the all the checkboxes near each field items to confirm your acknowledgement on all the details furnished.

[Preference 1 :DELHI -DELHI/NEW DELHI \(DL01\)](#)

[Preference 2 :HARYANA -FARIDABAD \(HR03\)](#)

[Preference 3 :UTTAR PRADESH -GHAZIABAD \(UP07\)](#)

[Preference 4 :UTTAR PRADESH -NOIDA/GREATER NOIDA \(UP09\)](#)

I have verified my university programme selection and applied for eligible programmes.

I hereby declare that I have filled up this online application after carefully reading the Information Bulletin and fully understanding the provisions/ procedures mentioned therein. I further declare that all the particulars given by me in this application are true to the best of my knowledge and belief. I agree that my Result may be withheld/ not declared/ my candidature may automatically stand cancelled, In case it is found at any point of time in future that false information has been furnished in this application. I shall abide by these terms and conditions as well as those laid down in the Information Bulletin, Public Notices and Advisories issued by NTA regarding this exam from time to time.

The information given above is true to the best of my knowledge and belief. I am responsible for the correctness of the information provided by me in the application form and the documents uploaded along with it. In case if it is discovered at a later date in the subsequent stages of admission process that the information is incorrect, I understand that my candidature is liable to be cancelled and further action may be taken against me by NTA or the participating Institution or other Authorities.

Further, I authorise NTA to share the details submitted by me in my application form and those relating to the results of my appearance in CUET (UG) – 2022, if required, with the University/ies to whom I intend to apply, whose name/s are indicated by me in my application form, to facilitate the admission process.

Update Application Form
Proceed to Payment

© Disclaimer:

This site is designed and hosted by Samarth and the contents are provided by NTA. For any further information, please contact to NTA. (version 1.0)

**Samarth**@Gov

## Step 14: Read the site message before fee submission

My question paper medium is correct, which is English

My choice of examination cities in order of preference are

Preference 1 :DELHI (HR03)

Preference 2 :DELHI (UP07)

Preference 3 :DELHI (UP14)

Preference 4 :DELHI (UP09).

I have verified my university programme selection and applied for eligible programmes.

I hereby declare that I have filled up this online application after carefully reading the Information Bulletin and fully understanding the provisions/ procedures mentioned therein. I further declare that all the particulars given by me in this application are true to the best of my knowledge and belief. I agree that my Result may be withheld/ not declared/ my candidature may automatically stand cancelled, In case it is found at any point of time in future that false information has been furnished in this application. I shall abide by these terms and conditions as well as those laid down in the Information Bulletin, Public Notices and Advisories issued by NTA regarding this exam from time to time.

I have verified all the details filled in application form. After FINAL SUBMIT of application no modifications will be allowed.

No modification will be allowed after FINAL SUBMIT. Please check your application form. Click cancel to edit your details or click ok to proceed to payment section.


## Please confirm your Email ID in order to proceed to pay the fees

Home Information Bulletin Universities Application Guide FAQs Contact Us My Application: 2210000013

### Email ID

Contact Details

candidate@mail.com ✓



Enter Security Pin (Click on the text to change)

## Step 15: Fee Payment

Applicant can now proceed to the payment of Application form among the different payment options.

**Note :** Examination form fee automatically fetched on the basis of test paper selection.

भारत सरकार  
Government of India

शिक्षा विभाग  
Ministry of Education

विश्वविद्यालय अनुदान आयोग  
University Grants Commission

राष्ट्रीय परीक्षण एजेंसी  
National Testing Agency

समर्थ  
Samarth, ICT Initiatives of MoE

A- A A+

विश्वविद्यालय अनुदान आयोग  
Ministry of Education  
Government of India

विश्वविद्यालय अनुदान आयोग  
University Grants Commission  
quality higher education for all

राष्ट्रीय परीक्षा एजेंसी  
National Testing Agency  
National Testing Agency

Common University Entrance Test  
CUET (UG) - 2022

Home Information Bulletin Universities Application Guide FAQs Contact Us

My Application: 223510000015 Logout (DEMO NAME)

### Registration Payment

|   |   |
|---|---|
| Candidate's Name (As per class X or Equivalent Certificate)   | DEMO NAME   |
| Gender  | Male  |
| Category  | General/Unreserved  |
| PwBD Category   | Yes Locomotor disability as specified in the Schedule of RPwD Act, 2016 |
| Opted for Exam Centre(s) outside India  | No  |
| Fee for Slot 1 paper(s) (101 : English, 302 : Agriculture, 303 : Anthropology, General Test Section III)                  | ₹ 550   |
| Fee for Slot 2 paper(s) (102 : Hindi, 103 : Assamese, 305 : Business Studies, 307 : Environmental Studies, 314 : History) | ₹ 550   |
| <b>Total Amount To be Paid</b>  | <b>₹ 1</b>  |

Processing charges and Goods & Service Taxes (GST) are to be paid by the candidate, as applicable.  
If your payment is deducted please check your payment status in My Payments section before initiating second transaction.  
No modifications will be allowed after completion of payment process.

State Bank of India (SBI) Canara Bank ICICI Bank Paytm

Back to Dashboard

© Disclaimer:  
This site is designed and hosted by Samarth and the contents are provided by NTA. For any further information, please contact to NTA. (version 1.0)

Samarth eGov

## Step 16: Print confirmation page

Applicant must download the confirmation for the future reference.

The screenshot shows the top navigation bar with logos for Government of India, Ministry of Education, University Grants Commission, National Testing Agency, and Samarth. The main header includes the Department of Higher Education logo, the text 'Common University Entrance Test CUET (UG) - 2022', and the National Testing Agency logo. Below the header is a dark navigation bar with links for Home, Information Bulletin, Universities, Application Guide, FAQs, and Contact Us. On the right, it shows 'My Application: xxxxxxxx' and a 'Logout (DEMO NAME)' button. The main content area displays the message 'CUET (UG) - 2022 Application submitted successfully for application number' and features two buttons: a green 'Download / Print Confirmation Page' button and a grey 'Back to Dashboard' button. The footer contains a disclaimer, the text 'This site is designed and hosted by Samarth and the contents are provided by NTA. For any further information, please contact to NTA. (version 1.0)', and the 'Samarth eGov' logo.



Common University Entrance Test CUET (UG) - 2022

|   |  |  |                                     |                      |
|---|--|--|-------------------------------------|----------------------|
| Application Number  | 22351000021  |  |                                     |                      |
| <b>DO NOT SEND THIS PAGE TO NATIONAL TESTING AGENCY (NTA)</b>   |  |  |                                     |                      |
| CANDIDATE IS REQUIRED TO RETAIN THE PRINTOUT OF CONFIRMATION PAGE FOR FUTURE REFERENCE  |  |  |                                     |                      |
| <b>Personal Details</b>   |  |  |                                     |                      |
| Candidate's Name  | DEMO NAME  | Father's Name  | FN                                  |                      |
| Mother's Name   | MOTHER NAME  | Guardian's Name  | GUARDIAN NAME                       |                      |
| Candidate's Date of Birth   | 3-01-2000  | Gender   | Male                                |                      |
| Nationality   | Indian   | Mode of Preparation  | Tutorial Classes in School          |                      |
| Category  | General/Unreserved   | Are you Diabetic   | No                                  |                      |
| PwBD Candidate with benchmark disability 40% or more  | Yes (Locomotor disability as specified in the Schedule of RPwD Act, 2016 ) |  | Scribe Required                     | Yes                  |
| State/ UT from where 12th/ Equivalent Passed/ Appearing   | DELHI  |  |                                     |                      |
| Medium of Schooling in 12th/Equivalent Examination  | Dogri  | Are you Kashmiri Migrant   | Yes                                 |                      |
| Are you a ward of University Employee   | Yes  |  | Claim for Sports Quota              | Yes                  |
| Ward of Defence Personnel / Ex-Servicemen   | Yes  |  | Claim for NCC Quota                 | Yes                  |
| Do you belong to Below Poverty Line   | Yes  |  |                                     |                      |
| <b>Test Paper / Subject(s) Selection Details</b>  |  |  |                                     |                      |
| <b>Test Paper / Subject(s) Selection for Slot-1</b>   |  |  |                                     |                      |
| Language from Section IA  | 101 : English  | Domain-Specific Subject 1  | 302 : Agriculture                   |                      |
| Domain-Specific Subject 2   | 304 : Biology/Biological Studies/Biotechnology/Biochemistry                | Applied for General Test Section III   | Yes                                 |                      |
| <b>Test Paper / Subject(s) Selection for Slot-2</b>   |  |  |                                     |                      |
| Additional Language from Section IA & IB  | 105 : Gujarati   | Additional Languages from Section IA & IB in lieu of Domain-Specific subject | 107 : Malayalam                     |                      |
| Domain-Specific Subject 3   | 306 : Chemistry  | Domain-Specific Subject 4  | 303 : Anthropology                  |                      |
| Domain-Specific Subject 5   | 319 : Mathematics  | Domain-Specific Subject 6  | Not Applicable                      |                      |
| <b>Examination Center City Selection Details</b>  |  |  |                                     |                      |
| Question Paper Medium   | Assamese   |  |                                     |                      |
| Center City Preference 1  | PORT BLAIR (AN01)  | Center City Preference 2   | ITANAGAR/NAHARLAGUN (AL01)          |                      |
| Center City Preference 3  | RI BHOI (MG03)   | Center City Preference 4   | KOHIMA (NL02)                       |                      |
| Present Address :   | ADL1, , , NICOBARS, ANDAMAN AND NICOBAR ISLANDS, India, 282001             |  |                                     |                      |
| Permanent Address :   | ADL1, , , NICOBARS, ANDAMAN AND NICOBAR ISLANDS, India, 282001             |  |                                     |                      |
| Contact Details :   |  |  |                                     |                      |
| <b>Images Uploaded by Candidate</b>   |  |  |                                     |                      |
| Candidate's Photograph  | Candidate's Signature  |  |                                     |                      |
|   |  |  |                                     |                      |
| <b>Fee Payment Details</b>  |  |  |                                     |                      |
| Application Number  | Amount   | Transaction Date   | Transaction ID                      | Transaction Order ID |
| 22351000021   | ₹ 1.00   | 2022-04-06 10:07:20  | 20220406111212800110168253630022020 | 361692               |
| <b>University / Programme Selection</b>   |  |  |                                     |                      |
| MAHATMA GANDHI CENTRAL UNIVERSITY : Bachelor of Commerce (Honours)  |  |  |                                     |                      |
| GURU GHASIDAS VISHWAVIDYALAYA : BA (Honours) - Anthropology   |  |  |                                     |                      |
| CENTRAL UNIVERSITY OF GUJARAT : German Studies B.A. (Hons.), Chinese B.A. (Hons.), 5-Years Integrated/ Dual Degree B.A.-M.A. in Social Management |  |  |                                     |                      |
| CENTRAL UNIVERSITY OF ANDHRA PRADESH : B.Sc. (Hons) Economics, BVoc Retail Management and IT  |  |  |                                     |                      |